

## 1 Student's Feedback:

We have received input from students regarding different aspects such as academics, general administration, library facilities, and the curriculum. Students from all departments across different sessions participated in providing feedback. The feedback responses are presented in tabular format as well as graphs, separately for science and arts streams as well as students from master degree programm.

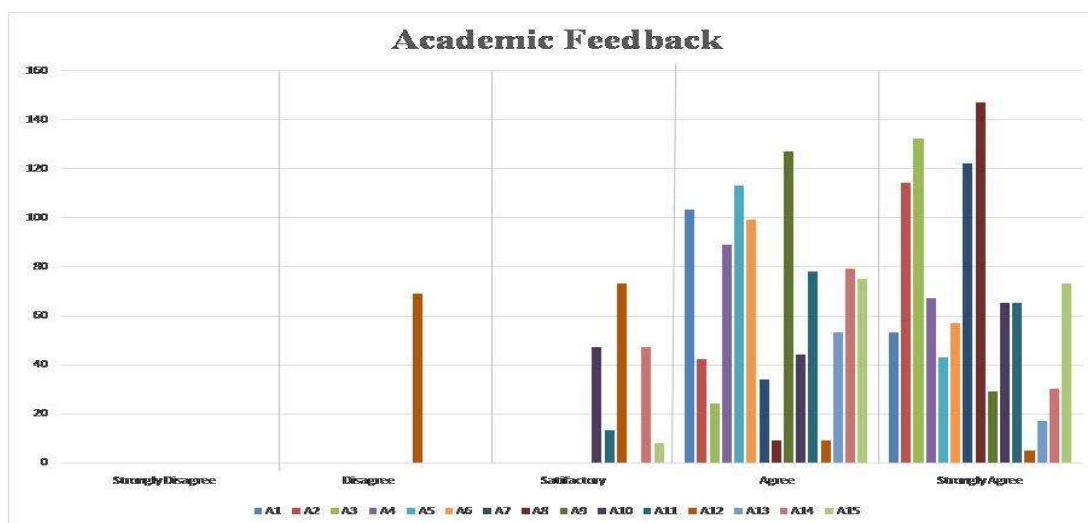
### 1.1 Student's feedback from arts departments.

#### 1.1.1 Academic feedback:

For academic feedback, we provided 15 statements concerning academic work. Students were required to select their response from options including "strongly disagree," "disagree," "satisfactory," "agree," and "strongly agree" (as shown in Table 1). The different colored bars in Graph 1 represent the number of students who responded to each statement.

Response	A1	A2	A3	A4	A5	A6	A7	A8	A9	A10	A11	A12	A13	A14	A15
Strongly Disagree	0	0	0	0	0	0	0	0	0	0	0	0	0	0	0
Disagree	0	0	0	0	0	0	0	0	0	0	0	69	0	0	0
Satisfactory	0	0	0	0	0	0	0	0	0	47	13	73	0	47	8
Agree	103	42	24	89	113	99	34	9	127	44	78	9	53	79	75
Strongly Agree	53	114	132	67	43	57	122	147	29	65	65	5	17	30	73

Table 1: This table illustrates the number of students from the arts department who responded with each category for the statements regarding academic work of the college.



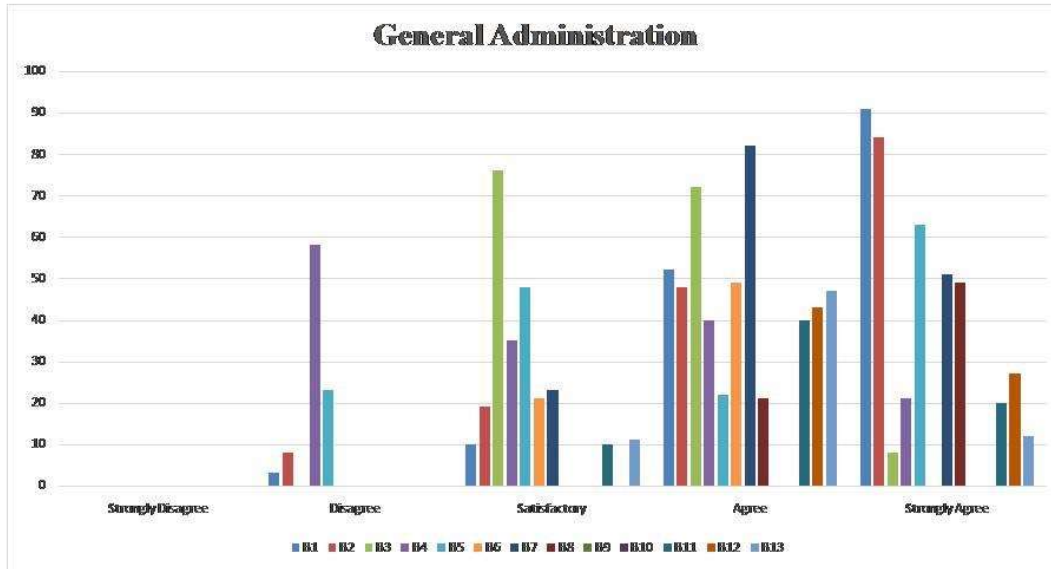
Graph 1: This graph provides a visual indication of the distribution of responses across different statements regarding academic work of the college for students from the arts department.

### 1.1.2 General administration feedback:

We have gathered feedback from students on the performance of the college's general administration. Once more, we provided 13 distinct statements for which students were required to select their response from options including 'strongly disagree,' 'disagree,' 'satisfactory,' 'agree,' and 'strongly agree' (as outlined in Table 2). The varying colors of bars in Graph 2 represent the number of students who responded to each statement.

Response	B1	B2	B3	B4	B5	B6	B7	B8	B9	B10	B11	B12	B13
Strongly Disagree	0	0	0	0	0	0	0	0	0	0	0	0	0
Disagree	3	8	0	58	23	0	0	0	0	0	0	0	0
Satisfactory	10	19	76	35	48	21	23	0	0	0	10	0	11
Agree	52	48	72	40	22	49	82	21	0	0	40	43	47
Strongly Agree	91	84	8	21	63	0	51	49	0	0	20	27	12

Table 2: This table illustrates the number of students from the arts department who responded with each category for the statements regarding general administration of the college.



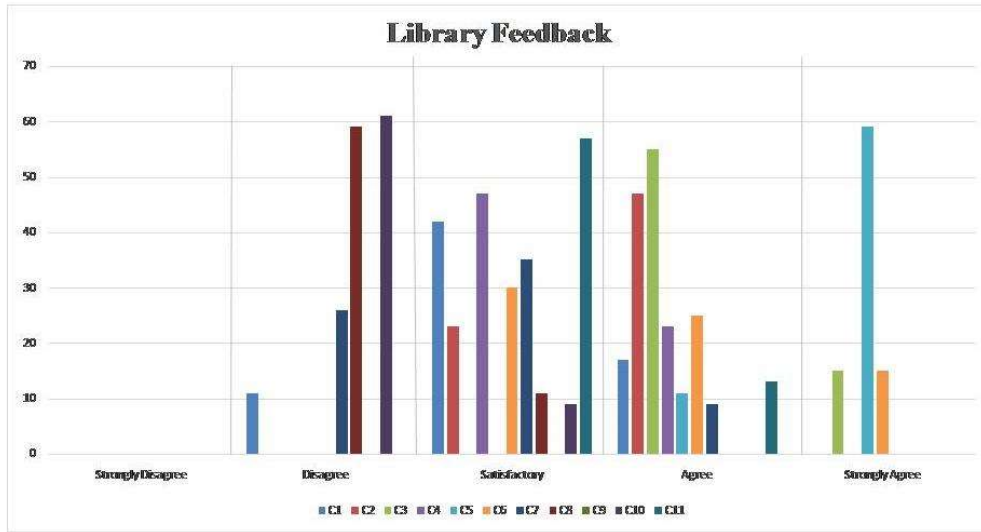
Graph 2: This graph visually depicts the distribution of responses across different statements regarding general administration of the college for students from the arts department.

### 1.1.3 Library feedback:

We have received feedback from students regarding the library facility of the college. Once again, we presented 11 different statements for which students were required to select their response from options including 'strongly disagree,' 'disagree,' 'satisfactory,' 'agree,' and 'strongly agree' (as shown in Table 3). The varying colors of bars in Graph 3 represent the number of students who responded to each statement.

Response	C1	C2	C3	C4	C5	C6	C7	C8	C9	C10	C11
Strongly Disagree	0	0	0	0	0	0	0	0	0	0	0
Disagree	11	0	0	0	0	0	26	59	0	61	0
Satisfactory	42	23	0	47	0	30	35	11	0	9	57
Agree	17	47	55	23	11	25	9	0	0	0	13
Strongly Agree	0	0	15	0	59	15	0	0	0	0	0

Table 3: the table representing the response of students from arts department on various statements regarding library facility of the college.



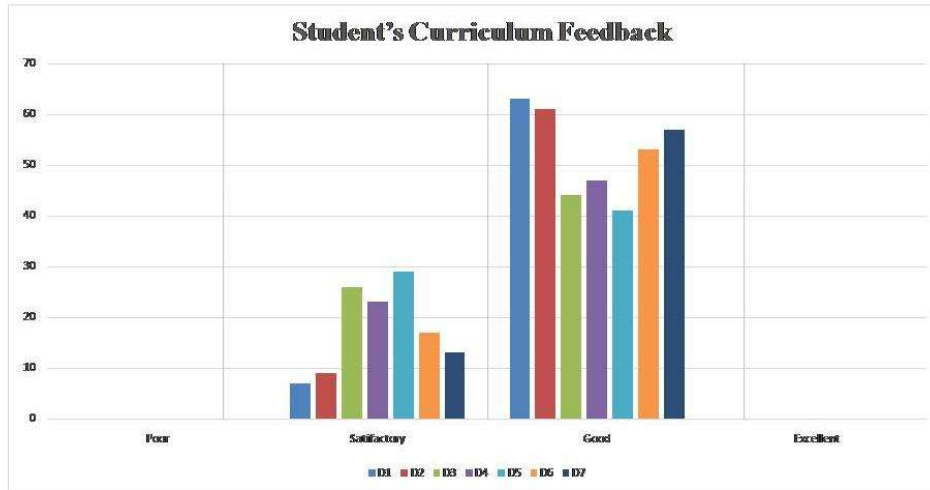
Graph 3: the graph representing the response of students from arts department on various statements regarding library facility of the college.

**1.1.4 Student’s curriculum feedback:**

The subsequent feedback we've gathered from students pertains to the curriculum offered by the college. Once more, we provided 7 different statements for which students were required to select their response from options including 'poor,' 'satisfactory,' 'good,' and 'excellent' (as shown in Table 4). The varying colors of bars in Graph 4 indicate the number of students who responded to each statement.

Response	D1	D2	D3	D4	D5	D6	D7
Poor	0	0	0	0	0	0	0
Satisfactory	7	9	26	23	29	17	13
Good	63	61	44	47	41	53	57
Excellent	0	0	0	0	0	0	0

Table 4: This table illustrates the number of students from the arts department who responded with each category for the statements regarding the student's curriculum of the college.



Graph 4: This graph visually depicts the distribution of responses across different statements regarding the student's curriculum of the college for students from the arts department.

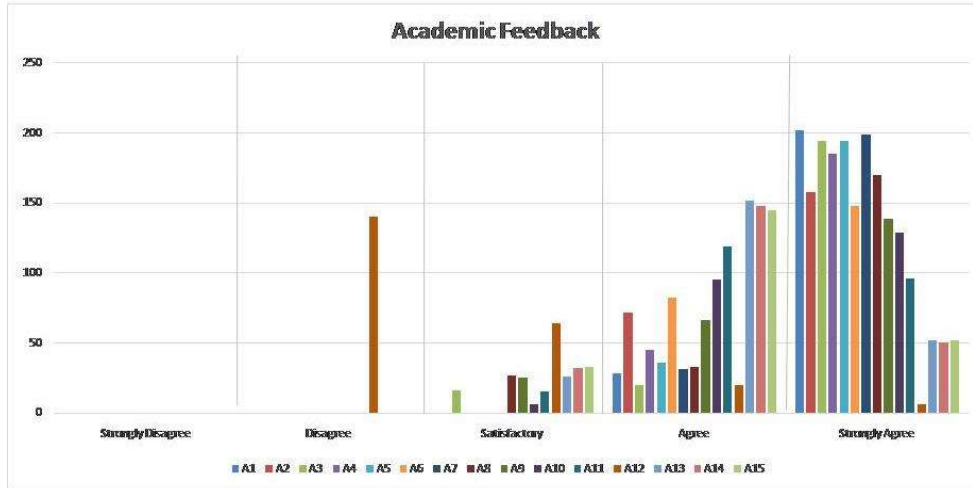
## 1.2 Student's feedback from science departments.

### 1.2.1 Academic feedback:

For academic feedback, we provided 15 statements concerning academic work. Students were required to select their response from options including "strongly disagree," "disagree," "satisfactory," "agree," and "strongly agree" (as shown in Table 5). The different colored bars in Graph 5 represent the number of students who responded to each statement.

Response	A1	A2	A3	A4	A5	A6	A7	A8	A9	A10	A11	A12	A13	A14	A15
Strongly Disagree	0	0	0	0	0	0	0	0	0	0	0	0	0	0	0
Disagree	0	0	0	0	0	0	0	0	0	0	0	140	0	0	0
Satisfactory	0	0	16	0	0	0	0	27	25	6	15	64	26	32	33
Agree	28	72	20	45	36	82	31	33	66	95	119	20	152	148	145
Strongly Agree	202	158	194	185	194	148	199	170	139	129	96	6	52	50	52

Table 5: This table illustrates the number of students from the science department who responded with each category for the statements regarding academic work of the college.



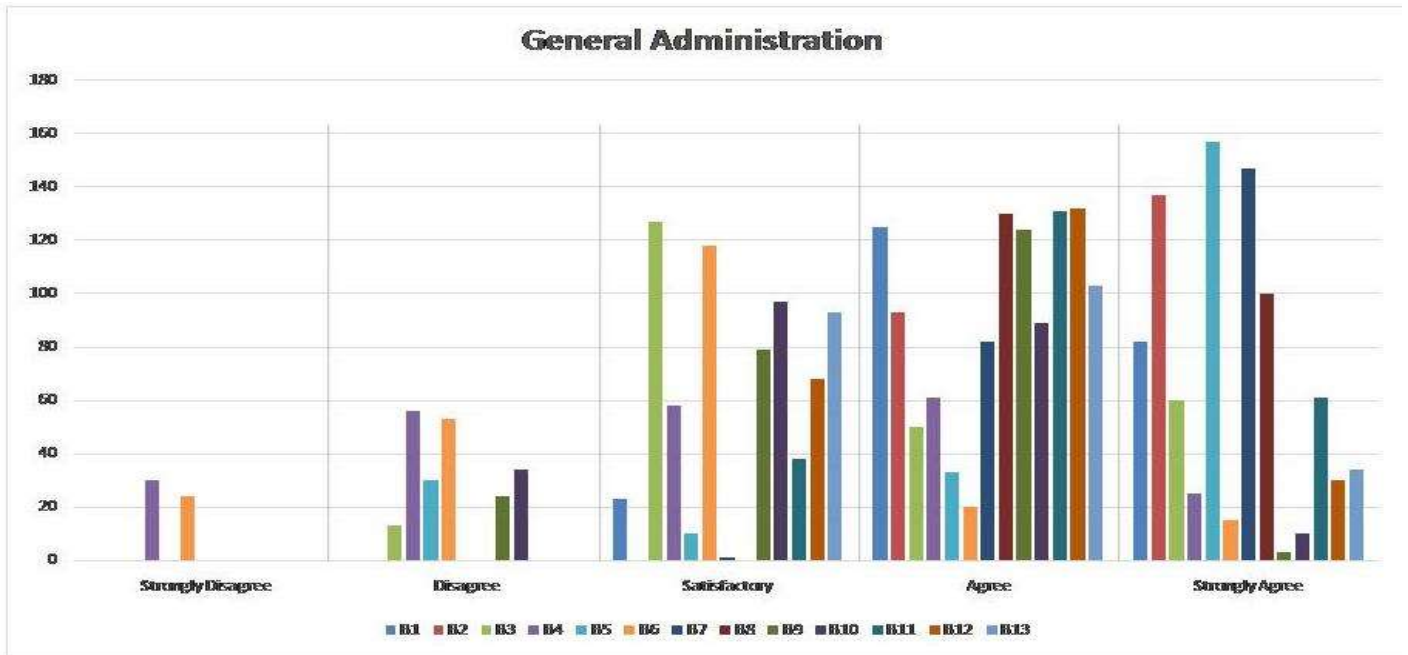
Graph 5: This graph provides a visual indication of the distribution of responses across different statements regarding academic work of the college for students from the science department.

### 1.2.2 General administration feedback:

We have gathered feedback from students on the performance of the college's general administration. Once more, we provided 13 distinct statements for which students were required to select their response from options including 'strongly disagree,' 'disagree,' 'satisfactory,' 'agree,' and 'strongly agree' (as outlined in Table 6). The varying colors of bars in Graph 6 represent the number of students who responded to each statement.

Response	B1	B2	B3	B4	B5	B6	B7	B8	B9	B10	B11	B12	B13
Strongly Disagree	0	0	0	30	0	24	0	0	0	0	0	0	0
Disagree	0	0	13	56	30	53	0	0	24	34	0	0	0
Satisfactory	23	0	127	58	10	118	1	0	79	97	38	68	93
Agree	125	93	50	61	33	20	82	130	124	89	131	132	103
Strongly Agree	82	137	60	25	157	15	147	100	3	10	61	30	34

Table 6: This table visually depicts the distribution of responses across different statements regarding general administration of the college for students from the science department.



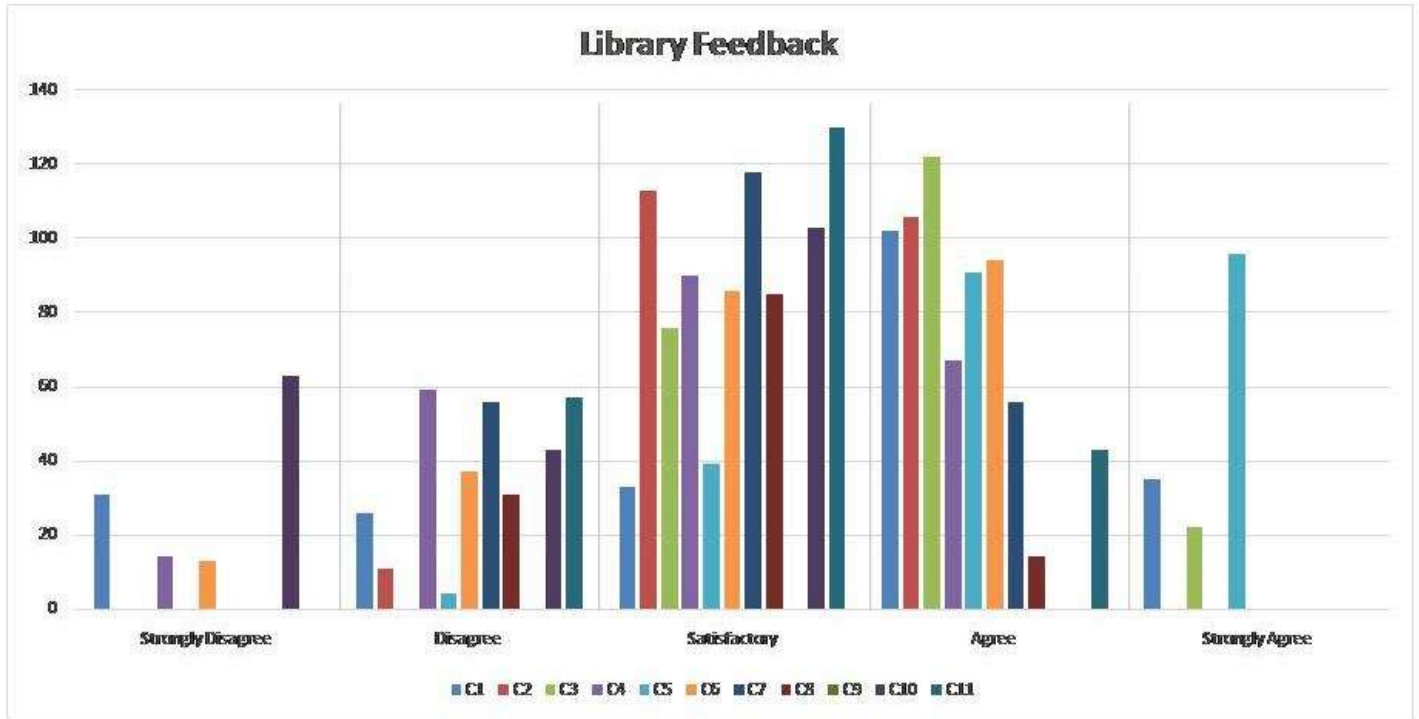
Graph 6: This graph visually depicts the distribution of responses across different statements regarding general administration of the college for students from the science department.

### 1.2.3 Library feedback:

We have received feedback from students regarding the library facility of the college. Once again, we presented 11 different statements for which students were required to select their response from options including 'strongly disagree,' 'disagree,' 'satisfactory,' 'agree,' and 'strongly agree' (as shown in Table 7). The varying colors of bars in Graph 7 represent the number of students who responded to each statement.

Response	C1	C2	C3	C4	C5	C6	C7	C8	C9	C10	C11
Strongly Disagree	31	0	0	14	0	13	0	0	0	63	0
Disagree	26	11	0	59	4	37	56	31	0	43	57
Satisfactory	33	113	76	90	39	86	118	85	0	103	130
Agree	102	106	122	67	91	94	56	14	0	0	43
Strongly Agree	35	0	22	0	96	0	0	0	0	0	0

Table 7: the table representing the response of students from science department on various statements regarding library facility of the college.



Graph 7: the graph representing the response of students from science department on various statements regarding library facility of the college.

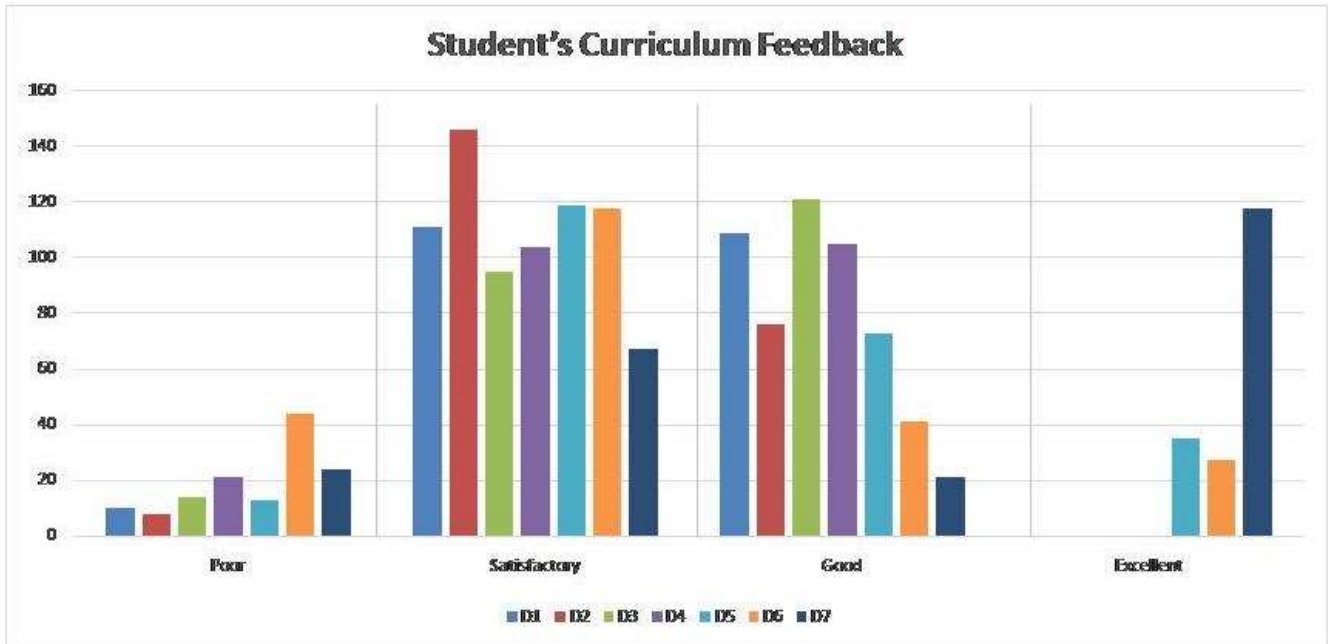
#### 1.2.4 Student's curriculum feedback:

The subsequent feedback we've gathered from students pertains to the curriculum offered by the college. Once more, we provided 7 different statements for which students were required to select their response from options including 'poor,' 'satisfactory,' 'good,' and 'excellent' (as shown in Table 8). The varying colors of bars in Graph 8 indicate the number of students who responded to each statement.

Response	D1	D2	D3	D4	D5	D6	D7
Poor	10	8	14	21	13	44	24
Satisfactory	111	146	95	104	119	118	67
Good	109	76	121	105	73	41	21
Excellent	0	0	0	0	35	27	118

Table 8: This table visually depicts the distribution of responses across different statements regarding the student's curriculum of the college for students from the science department.





Graph 8: This graph visually depicts the distribution of responses across different statements regarding the student's curriculum of the college for students from the science department.

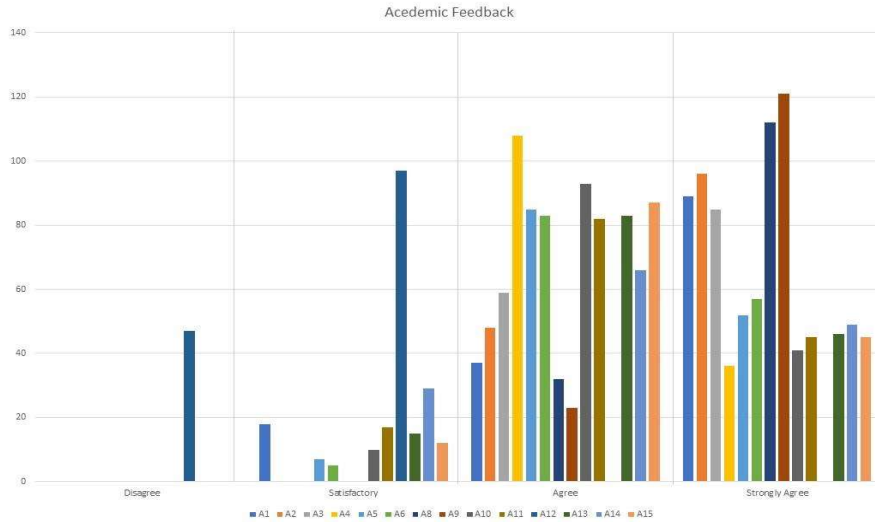
### 1.3 Student's feedback from master degree program.

#### 1.3.1 Academic feedback:

We solicited academic feedback through 15 statements regarding academic work. Students were tasked with selecting their response from a range of options including 'strongly disagree,' 'disagree,' 'satisfactory,' 'agree,' and 'strongly agree' (as delineated in Table 9). Graph 9 visually illustrates the distribution of student responses to each statement through differently colored bars.

Response	A1	A2	A3	A4	A5	A6	A8	A9	A10	A11	A12	A13	A14	A15
Strongly Disagree	0	0	0	0	0	0	0	0	0	0	0	0	0	0
Disagree	0	0	0	0	0	0	0	0	0	0	47	0	0	0
Satisfactory	18	0	0	0	7	5	0	0	10	17	97	15	29	12
Agree	37	48	59	108	85	83	32	23	93	82	0	83	66	87
Strongly Agree	89	96	85	36	52	57	112	121	41	45	0	46	49	45

Table 9: This table illustrates the number of students from master degree program who responded with each category for the statements regarding academic work of the college.



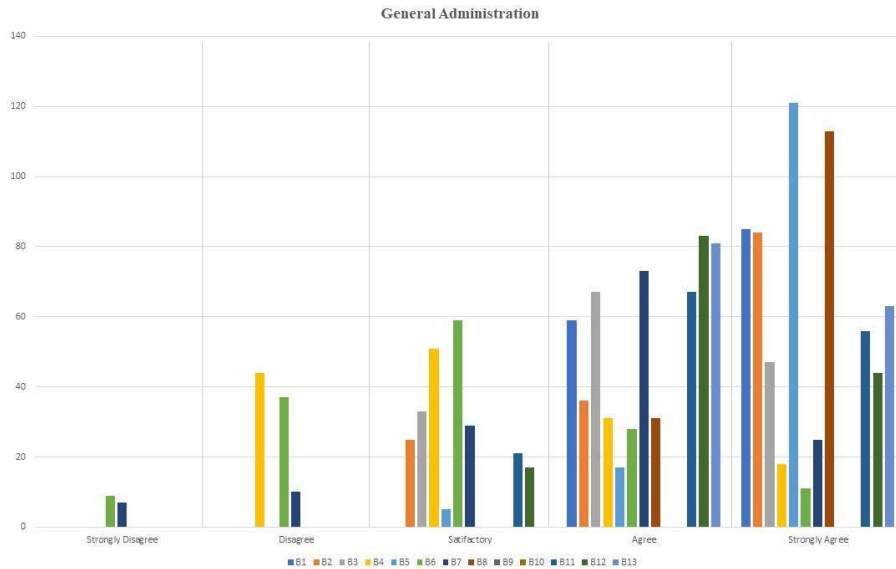
Graph 9: This graph provides a visual indication of the distribution of responses across different statements regarding academic work of the college for students from master degree program.

### 1.3.2 General administration feedback:

We have gathered feedback from students on the performance of the college's general administration. Once more, we provided 13 distinct statements for which students were required to select their response from options including 'strongly disagree,' 'disagree,' 'satisfactory,' 'agree,' and 'strongly agree' (as outlined in Table 10). The varying colors of bars in Graph 10 represent the number of students who responded to each statement.

Response	B1	B2	B3	B4	B5	B6	B7	B8	B9	B10	B11	B12	B13
Strongly Disagree	0	0	0	0	0	9	7	0	0	0	0	0	0
Disagree	0	0	0	44	0	37	10	0	0	0	0	0	0
Satisfactory	0	25	33	51	5	59	29	0	0	0	21	17	0
Agree	59	36	67	31	17	28	73	31	0	0	67	83	81
Strongly Agree	85	84	47	18	121	11	25	113	0	0	56	44	63

Table 10: This table representing the distribution of responses across different statements regarding general administration of the college for students from the master degree program.



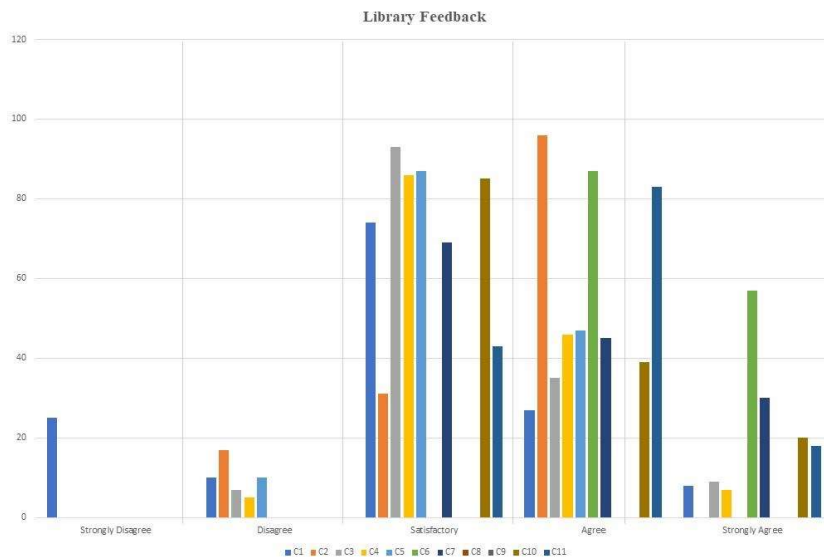
Graph 10: This graph visually depicts the distribution of responses across different statements regarding general administration of the college for students from the master degree program.

### 1.3.3 Library feedback:

We have received feedback from students regarding the library facility of the college. Once again, we presented 11 different statements for which students were required to select their response from options including 'strongly disagree,' 'disagree,' 'satisfactory,' 'agree,' and 'strongly agree' (as shown in Table 11). The varying colors of bars in Graph 11 represent the number of students who responded to each statement.

Response	C1	C2	C3	C4	C5	C6	C7	C8	C9	C10	C11
Strongly Disagree	25	0	0	0	0	0	0	0	0	0	0
Disagree	10	17	7	5	10	0	0	0	0	0	0
Satisfactory	74	31	93	86	87	0	69	0	0	85	43
Agree	27	96	35	46	47	87	45	0	0	39	83
Strongly Agree	8	0	9	7	0	57	30	0	0	20	18

Table 11: The table representing the response of students from master degree program on various statements regarding library facility of the college.



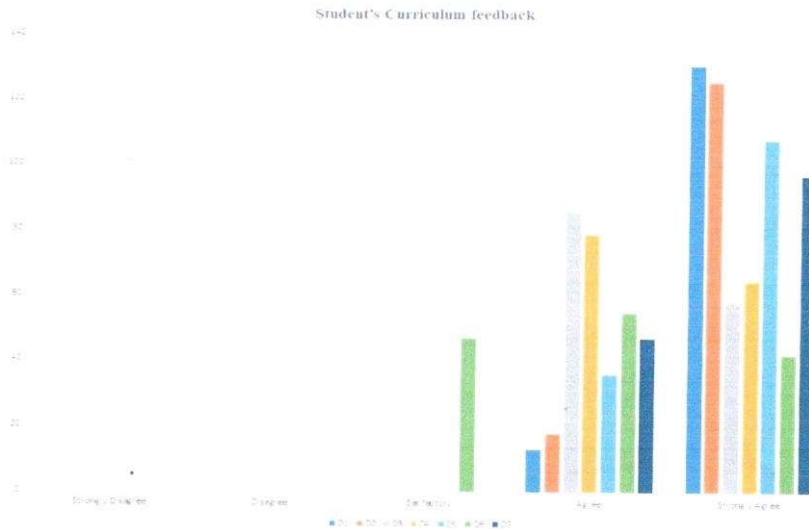
Graph 11: the graph representing the response of students from master degree program on various statements regarding library facility of the college.

### 1.3.4 Student’s curriculum feedback:

The subsequent feedback we've gathered from students pertains to the curriculum offered by the college. Once more, we provided 7 different statements for which students were required to select their response from options including 'poor,' 'satisfactory,' 'good,' and 'excellent' (as shown in Table 12). The varying colors of bars in Graph 12 indicate the number of students who responded to each statement.

Response	D1	D2	D3	D4	D5	D6	D7
Strongly Disagree	0	0	0	0	0	0	0
Disagree	0	0	0	0	0	0	0
Satisfactory	0	0	0	0	0	47	0
Agree	13	18	86	79	36	55	47
Strongly Agree	131	126	58	65	108	42	97

Table 12: This graph depicts the distribution of responses across different statements regarding the student's curriculum of the college for students from the science department.



Graph 12: This graph visually depicts the distribution of responses across different statements regarding the student's curriculum of the college for students from the master degree program.

#### Action Taken on the basis of Feedback Analysis

- Office Automation in 2018-19
- Green Audit in 2018-19
- Vermi-Compost in 2019-20
- Rain-water Harvesting in 2019-20
- Fire Extinguisher in 2019-20
- CCTV Camera Installation in 2019-20
- Smart Library I-card in 2020-21
- Supply of Potable Water in College Campus in 2020-21
- Installation of Wi-Fi in 2021-22
- Repairing Work in Library in 2021-22
- Repairing Work in Washrooms in 2022-23
- Student Induction Programme in 2022-23

  
 16/3/24  
 Co-ordinator  
 IQAC  
 A.S. College  
 Bikramganj (Rohtas)

  
 16/3/2024  
 PRINCIPAL  
 A.S. College  
 Bikramganj (Rohtas)

# ANJABIT SINGH COLLEGE

Bikramganj, Rohtas, Bihar

Feedback form Also Available on College Website : [www.ascollegebikramganj.org](http://www.ascollegebikramganj.org)

(42)

## Academic Feedback Form

NAME OF DEPARTMENT: Manjit Kumar Physics

Name of the Student: Manjit Kumar Course/Subject: B.Sc Part-II

Session : 2021-24 Roll No. 237 Contact No. : 9430839573

**Directions:**

For each item, please indicate your level of agreement with the following statement by choosing a [V] Score between 1 and 5. A Higher score Indicates a stronger agreement with the statement.

		1	2	3	4	5
1	The Teacher cover the entire syllabus					✓
2	The teacher discusses topic in detail					✓
3	The teacher possesses deep knowledge of the subject taught					✓
4	The teacher communicates clearly					✓
5	The teacher inspires me by his/her knowledge in the subject					✓
6	The teacher punctual to the class					✓
7	The teacher engages the class for the full duration and completes the course in time				✓	
8	The teacher comes fully prepared for the class					✓
9	The teacher provides guidance counseling in academic and non-academic matter in/outside the class					✓
10	The teacher encourages participation and discussion in class (Teacher-Student, student-student )				✓	
11	The teacher encourages and values disagreement					✓
12	The teacher uses modern teaching aids/gadgets, douts, suggestion of references, PPT, web resources (Any other)			✓		
13	The teacher Pays attention to academically weaker students as well as					✓
14	The teacher relates the course material with real world Situations					✓
15	The teacher's attitude toward the students was friendly and Helpful					✓
16	If any other remarks-					

Students Sign./Date : \_\_\_\_\_

Manjit Kumar

11/3/24  
**Co-ordinator**  
 IQAC  
 A.S. College  
 Bikramganj (Rohtas)

11/3/24  
**PRINCIPAL**  
 A.S. College  
 Bikramganj (Rohtas)

Signature of H.O.D

Jamer  
 Assistant Professor  
 Dept. of Physics  
 A.S. College, Bikramganj

# ANJABIT SINGH COLLEGE

Bikramganj, Rohtas, Bihar

Feedback form Also Available on College Website : [www.ascollegebikramganj.org](http://www.ascollegebikramganj.org)

## GENERAL ADMINISTRATION FEEDBACK FORM

Name of the Student: Manjit Kumar Department: .....

Class/Course : B.Sc-Pol-II Roll No: 237 Session 2021-2024

### Directions:

For each item, please indicate your level of agreement with the following statement by choosing a [✓] Score between 1 and 5. A Higher score indicates a stronger agreement with the statement.

		1	2	3	4	5
1	Is the office helpful in administrative matters				✓	
2	Do you receive the mark statements in time and easily				✓	
3	Are there enough clean class rooms available In the Department			✓		
4	Are the toilets Cleaned properly			✓		
5	Are you provided with enough drinking water			✓		
6	Are you happy with the food served in the present Canteen			✓		
7	Do You think that your grievances are redressed				✓	
8	All the academic processes of the institute is transparent				✓	
9	Are the Lab. Equipment's are in proper working Conditions				✓	
10	Are you provided with adequate quantity of chemicals and specimen for carrying out Lab. Activities				✓	
11	The institute provides sufficient opportunity to participate in extracurricular activities			✓		
12	Are you a beneficiary of free education scheme of your institution			✓		
13	Overall Rating			✓		
14	Any If any other suggestions/remarks : .....					

Students Sign./Date : \_\_\_\_\_

Manjit Kumar

Signature of Officers/Head

# ANJABIT SINGH COLLEGE

Bikramganj, Rohtas, Bihar  
Feedback form Also Available on College Website : [www.ascollegebikramganj.org](http://www.ascollegebikramganj.org)

## LIBRARY FEEDBACK FORM

Name of the Student: Manjil Kumari Department: .....

Class/Course : B.Sc. Part - II Roll No: 237 Session 2021-24

**Directions:**

For each item, please indicate your level of agreement with the following statement by choosing a [✓] Score between 1 and 5. A Higher score indicates a stronger agreement with the statement.

	1 ★	2 ★	3 ★	4 ★	5 ★
1. How often do you visit the library			✓		
2. Are the required number of titles in Your subject available in the library				✓	
3. Are you satisfied with the cataloguing and arrangement of books in the library			✓		
4. Are you satisfied with the available Reading Space in the Library				✓	
5. Are the library staff co-operative and Helpful				✓	
6. Are you able to make use of Xerox facility in the library				✓	
7. Are ICT facilities available in Library			✓		
8. Is your Library fully Automated			✓		
9. Is your library is enabled and access of Web OPAC System		✓			
10. Are you able to use of e - resources facility in Library/Web OPAC system			✓		
11. Give me Overall of rating in Library facility		✓	✓		

Give three observation / suggestions to improve the overall in Library Facilities in your Institution.

1.....

2.....

3.....

Students Sign./Date : \_\_\_\_\_

*Manjil Kumari*

~~At~~ 11/3/24  
**Co-ordinator**  
IQAC  
A.S. College  
Bikramganj, (Rohtas)

Signature of Librarian

*Manjil Kumari*  
11/3/24

**PRINCIPAL**  
A.S. College  
Bikramganj (Rohtas)



# ANJABIT SINGH COLLEGE

Bikramganj, Rohtas, Bihar

Feedback form Also Available on College Website : [www.ascollegebikramganj.org](http://www.ascollegebikramganj.org)

## GENERAL ADMINISTRATION FEEDBACK FORM

Name of the Student: Manjit Kumar Department: .....

Class/Course : B.Sc-Part-II Roll No: 237 Session 2021-2024

### Directions:

For each item, please indicate your level of agreement with the following statement by choosing a [✓] Score between 1 and 5. A Higher score indicates a stronger agreement with the statement.

		1	2	3	4	5
1	Is the office helpful in administrative matters				✓	
2	Do you receive the mark statements in time and easily				✓	
3	Are there enough clean class rooms available In the Department			✓		
4	Are the toilets Cleaned properly			✓		
5	Are you provided with enough drinking water			✓		
6	Are you happy with the food served in the present Canteen			✓		
7	Do You think that your grievances are redressed				✓	
8	All the academic processes of the institute is transparent				✓	
9	Are the Lab. Equipment's are in proper working Conditions				✓	
10	Are you provided with adequate quantity of chemicals and specimen for carrying out Lab. Activities				✓	
11	The institute provides sufficient opportunity to participate in extracurricular activities			✓		
12	Are you a beneficiary of free education scheme of your institution			✓		
13	Overall Rating			✓		
14	Any If any other suggestions/remarks : .....					
	.....					
	.....					
	.....					

Students Sign./Date : \_\_\_\_\_

Manjit Kumar

Signature of Officers/Head

# ANJABIT SINGH COLLEGE

Bikramganj, Rohtas, Bihar

Feedback form Also Available on College Website : [www.ascollegebikramganj.org](http://www.ascollegebikramganj.org)

## Faculty Curriculum Feedback

The Internal Quality Assurance Cell seeks your valuable feedback for enhancing the quality of education

Dear Faculty Member The college values your input as you provide feedback about the curriculum. This questionnaire is intended to collect information relating to your satisfaction towards the curriculum. The main objective of this feedback on curriculum is to update this considering the needs and requirements for student's employability, higher studies or entrepreneurship.

Choose appropriate option against each question based on your agreement with the question. **Excellent** indicates strong agreement and **Poor** indicates low agreement.

### Section A

Sl. No.	Question	Excellent	Good	Satisfactory	Poor
1	Syllabus is suitable to the course and need based.		✓		
2	The course/syllabus has good balance between theory and application or practical.		✓		
3	The learning objectives are clear and appropriate to the program.			✓	
4	The system followed by the university for the design and development of curriculum is effective.		✓		
5	The curriculum has the potential in developing the habit of self-learning among the students.			✓	
6	The curriculum has focus on skill development.	✓			
7	The books prescribed/listed as reference materials are relevant, updated and appropriate.		✓		
8	The curriculum has been updated from time to time.	✓			
9	Is the subject / its syllabus interesting for majority of students?		✓		
10	Does the syllabus cover modern & advanced topics?	✓			
11	Is the syllabus designed for the preparation of competitive examination?		✓		
12	Is the syllabus designed in a way to improve Employment?			✓	

### Section B: Your opinion/suggestion for improvement in the contents of syllabus

Note : if any more information please attached separate sheet/documents

Programme Name : Bachelor of Sc Course Code : B.Sc. III

Name & Designation: Dr. Sudhanda Shekhar Bhaskaram

Date: 13/12/2023  
Co-ordinator : Associate Professor & H.O.D., Zoology.  
8/7/2023

Principal  
13/12/2023  
**PRINCIPAL**  
**A.S. College**

# ANJABIT SINGH COLLEGE

Bikramganj, Rohtas, Bihar

Feedback form Also Available on College Website : [www.ascollegebikramganj.org](http://www.ascollegebikramganj.org)

## Alumni Feedback Form

Alumni No. ...20/21...

### ALUMNI INFORMATION

Alumni Name	Md. Shamshad Ali		
Father's Name	Md. Shiekh Tahir Hussain		
Date of Birth	12.08.1972	Course Name	B.A - (Hon) English
Batch Passout Year	1994		
Permanent Address	WARD - 11, Bikramganj Rohtas		
Contact No.	7991120007	Mobile No.	
E-Mail ID			
Present Organization Name & Address	HRD	Designation	Asst. Teacher

Dear Alumni,

For each item please indicate your level of agreement with the following statement by choosing a [✓] Score between 1 and 5. A Higher score indicates a stronger agreement with the statement

Sl No.	Details	1	2	3	4	5
1	Admission Procedure					✓
2	Fee structure					✓
3	Environment					✓
4	Infrastructure & Lab facilities				✓	
5	Faculty					✓

Alumni Feedback Form

~~11/13/21~~  
Co-ordinator  
IQAC  
A.S. College  
Bikramganj (Rohtas)

Page 1 of 2

11/13/2024  
PRINCIPAL  
A.S. College

Bikramganj (Rohtas)

# ANJABIT SINGH COLLEGE

Bikramganj, Rohtas, Bihar

Feedback form Also Available on College Website : [www.ascollegebikramgani.org](http://www.ascollegebikramgani.org)

6	Project Guidance					✓
7	Quality of support material					✓
8	Training & Placement			✓		
9	Library				✓	
10	Canteen Facilities				✓	
11	Hostel Facilities	✓				
12	Alumni Association/ Network of Old Friends				✓	
13	Computer Facilities				✓	
14	Internet & Wi-Fi					✓
15	Seminars & Workshop				✓	
16	Overall Rating of the College					✓
17	If any suggestions/opinion for further improvement:..... ..... ..... ..... ..... .....					

Date-.....

md. Shamsul Ale  
Signature

*Handwritten signature*  
13/2/24

Alumni Feedback Form

*Handwritten signature*  
Co-ordinator  
IQAC  
A.S. College  
Bikramganj (Rohtas)

Page 2 of 2

PRINCIPAL  
A.S. College  
Bikramganj (Rohtas)

# A.S. COLLEGE, BIKRAMGANJ

## Parents Feedback Form

Form No. .... 22

Meeting Date.....

### PARENTS INFORMATION

Name	MD. HAROON KHAN		
Students Name	ROZI KHATOON		
Students Roll No.	472	Class/Course	B.A (H)
Contact No.		Mobile No.	8210759305
E-Mail ID			

Dear Parents,

For each item please indicate your level of agreement with the following statements by choosing a (✓) Score between 1 and 5. A Higher score indicates a stronger agreement with the statement.

Sl. No.	Details	1	2	3	4	5
1	Admission Procedure					✓
2	Fee Structure					✓
3	Environment				✓	
4	Infrastructure & Lab facilities					✓
5	Faculty					✓
6	Project Guidance			✓		
7	Quality of support Material				✓	
8	Training & Placement				✓	
9	Library					✓
10	Canteen Facilities					✓
11	Hostel Facilities					✓
12	Alumni Association/Network of Old Friends				✓	
13	Computer Facilities				✓	
14	Internet & Wi-Fi					✓
15	Seminars & Workshop					✓

~~AA~~ 11/3/24  
 Co-ordinator  
 IQAC  
 A.S. College  
 Bikramganj (Bihar)

*Principal*  
 11/3/24  
 PRINCIPAL  
 A.S. College  
 Bikramganj (Bihar)

*Signature*  
 Signature